

Solar station FlowCon FA

USE in closed loop design only. The circulation unit is used on the primary circuit of solar heating systems to control the temperature in the hot water storage. The pump inside the unit is activated by the signal from the differential temperature regulator. In addition, this unit contains the functional and safety devices for optimum circuit control.

Your advantages:

All medium-bearing parts are made of brass.

All connections 3/4" female.

With pre-assembled steel wall bracket.

Full port ball valve in return pipe and connection for temperature sensor.

Check valve inside the flow and return ball valve, manual opener, 2 x 200mm WC each, special design for solar systems, avoid any gravity circulation.

Large ball valve handles easy grip and visible closing position.

Air-Scoop in the supply line for a permanent of the heat transfer medium.

Function-optimised design insulation made of durable elastic EPP; **100% insulation of the fittings** – excellent pump ventilation and cooling.

Solar safety assembly

pressure relief valve 6 bar / 87 psi, high-temperature manometer 0-6 bar/0-90 psi, with shut off valve, drain valve for flushing and filling, flat sealing connection for expansion tank.

Full metal solar thermometer, 0-160 °C / 32-320°F

can be pulled off, with immersion sleeve integrated in the ball valve.

Fully assembled with flat sealing union connections.

With three speed solar circulation pump by Wilo without wire.

Pump can be completely isolated, no draining necessary during servicing.

Flow meter

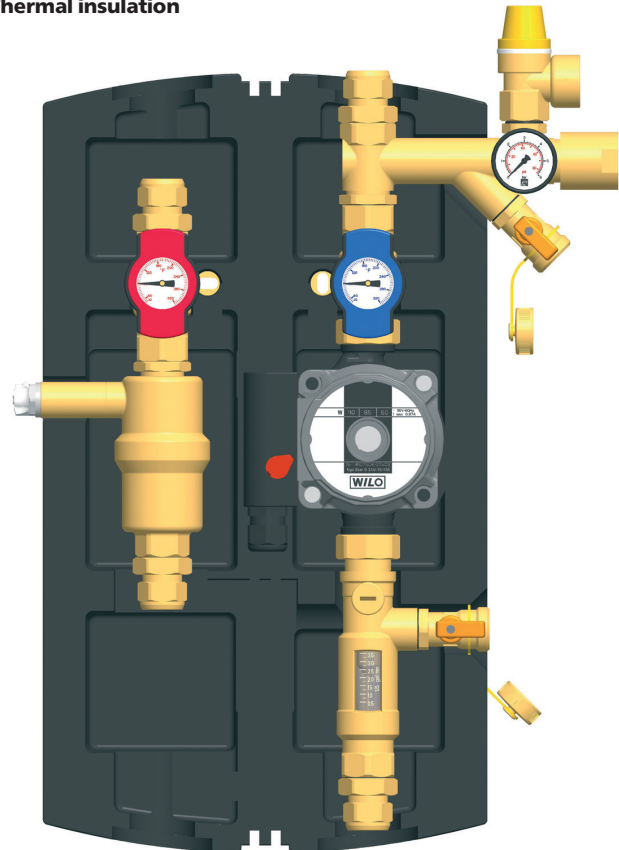
Flow quantity measuring device with adjustable flow quantity gauge and function control device, installed in the (cold) return - up to 130 °C / 266 °F heat resistant – two measurement ranges: 0.5 – 5 l/min or 1 – 13 l/min / 0.5 - 3.5 USgpm.

Flushing and filling unit integrated

two drain valves (at the flow meter and at the safety assembly) permit filling and flushing the system.

The unit components enable:

- Medium circulation with specific pump
- Safety against pressure increase
- Accurate flow rate control
- Filling / draining the circuit
- Measuring the supply and return line temperature
- Separating the air contained in the circuit
- Shutting off the circuits and no return
- Thermal insulation



TECHNICAL DATA FlowCon FA

Dimension	DN 20 - 3/4"	
Material	fittings	brass
	gaskets	EPDM / NBR
	insulation	EPP
Techn. data	check valves	brass
	max. pressure	10 bar / 145 psi
	max. temperature	130 °C / 266 °F, temporarily 160 °C / 320 °F
Equipment	check valves	2 x 200 mm WC = 400 mm WC
	flow meter range	1 - 13 l/min or 0.5 - 3.5 USgpm
	pressure relief valve	6 bar / 87 psi, for thermal solar systems
	manometer	0 - 6 bar / 0-90 psi, resistant to high temperatures
	thermometer	0 - 160 °C / 32 - 320 °F, full metal
Measurements	connections	3/4" female
	pipe-centre distance	125 mm / 4 ¹⁵ / ₁₆ "
	width of insulation	300 mm / 11 ⁷ / ₈ "
	height of insulation	480 mm / 18 ⁷ / ₈ "

Solar station FlowCon FA

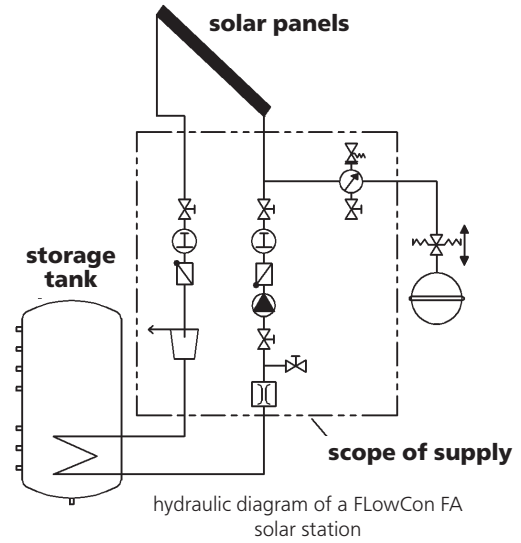
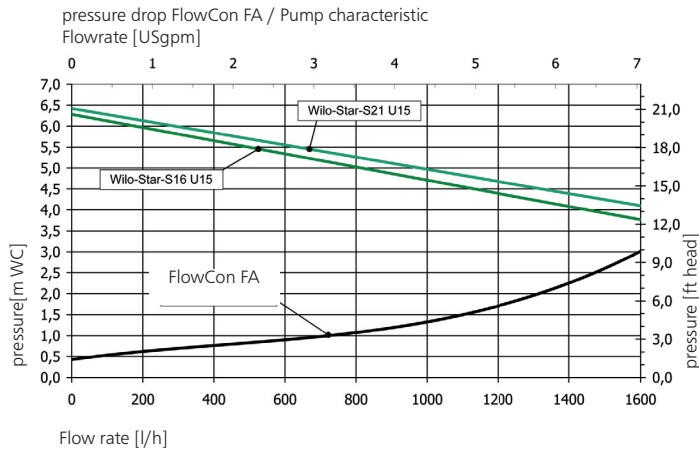


Illustration	Options	Pumps	Item #
	FlowCon FA metric flow meter 1-13 l/min, Air scoop, Temperature gauge in °C	Wilo Star S 16 U-15-130 1/2" copper connection	60842NA01
		Wilo Star S 21 U-15-130 1/2" copper connection	60842NA02
	FlowCon FA imperial flow meter 0.5-3.5 USgpm, Air scoop, Temperature gauge in °F	Wilo Star S 16 U-15-130 1/2" copper connection	60842US01
		Wilo Star S 21 U-15-130 1/2" copper connection	60842US02
	Accessories		Item #
	Connecting set 3/4" for expansion tank Stainless steel corrugated hose 3/4" female - female x 2", Wall bracket with fastening material, solar tank connecting coupling 3/4"		437 509
	As before, but tank connecting coupling with integrated cap valve 3/4"		437 510
	Compression-ring couplings for copper pipe For the connection of 3/4" solar stations – DN20, self-sealing with o-ring, additionally with support sleeve, also appropriate for soft copper pipes! Applicable until 150 °C!		
	3/4" male x 1/2" copper pipe		561 212
	3/4" male x 3/4" copper pipe		561 222
	Soldering inserts 3/4" male for copper pipe		
	3/4" to ø x 1/2" copper pipe		206 212
	3/4" to ø x 3/4" copper pipe		206 234
	Adaptor nipple		
	3/4" male x outlet 3/4" NPT male - flat sealing		548 310 NA